

A Systematic Review on Bio-Based Phase Change Materials

A. Yadav¹, M. Samykan^{1,*}, A. K. Pandey^{2,3}, V.V. Tyagi⁴, R. Devarajan¹, K. Sudhakar¹ and M. M. Noor¹

¹Faculty of Mechanical & Automotive Engineering Technology, University Malaysia Pahang, 26600 Pekan, Pahang, Malaysia

²Research Centre for Nano-Materials and Energy Technology (RCNMET), School of Engineering and Technology, Sunway University, No. 5, Jalan Universiti, Bandar Sunway, Petaling Jaya, 47500 Selangor Darul Ehsan, Malaysia

³CoE for Energy and Eco-sustainability Research, Uttaranchal University Dehradun, 248007, India

⁴School of Energy Management, Shri Mata Vaishno Devi University, Katra, 182320, (J&K), India

ABSTRACT - Global warming and energy depletion are the main problems faced in recent years due to energy consumption by industries and the global population. Phase change materials (PCMs) with significant properties tend to store and release energy and fill the demand and supply gap. Most organic and inorganic PCMs are not considered environmentally eco-friendly when used for thermal energy storage (TES). Because they are formed from non-conventional energy resources, their carbon footprint and environmental effect are not ignored. To reduce problems, an urgent need for eco-friendly materials is required. Green substitute bio-based phase change materials (BPCMs) have gained extensive attention and are considered the best suitable replacement for organic and inorganic PCMs because BPCMs exhibit significant properties that are cost-effective, eco-friendly, renewable and convenient for thermal energy storage. However, the thermal conductivity of BPCMs is too low, which delays TES and heat transfer rates. Furthermore, this paper summarizes the reduction of low thermal conductivity problems with the help of highly conductive nanoparticles dispersed into the BPCMs and the fabrication methods of BPCMs composites. This article also provides information for futuristic researchers about the methods of fabrication and factors for enhancing the thermal conductivity of an eco-friendly BPCM composite and draws an important conclusion from the literature.

ARTICLE HISTORY

Received : 07th Mar 2023
 Revised : 23rd June 2023
 Accepted : 31st July 2023
 Published : 10th Aug 2023

KEYWORDS

Phase change material;
 Eco-friendly;
 Bio-based phase change materials;
 Thermal conductivity;
 Thermal energy storage

1.0 INTRODUCTION

Population growth is increasing rapidly, and energy needs have become a severe issue. Thermal energy storage (TES) tends to improve energy requirements across several thermal segments by determining a mismatch between energy requirement and demand [1], [2]. Using phase change material (PCM), TES has established an outstanding courtesy over decades [3]. So, many researchers have the enthusiasm to find the best suitable energy medium for (TES) to fulfil supply demand and reduce the use of non-conventional energy [4]–[6]. Latent heat storage has received more attention than sensible heat storage because of its low cost, high energy storage density, high thermal efficiency, and ability to release stored energy at a steady temperature (PCM) [5], [7]. Out of many research performed by researchers based on an application-specific discussion of the thermal characteristics of organic PCMs, inorganic PCMs, and eutectic PCMs [1], [3], [7], [8]. Inorganic PCMs have 0.3-1 W/m K thermal conductivity and possess high latent heat with a temperature range. Additionally, organic PCMs have noteworthy drawbacks, such as high supercooling and corrosive nature. And O-PCMs (organic phase change materials) have been viewed as the best option for TES because of their low vapour pressure, high energy storage capacity, chemical stability, self-nucleating behaviour and commercially available [9], [10].

Organic PCMs are the fossil fuel derivative, showing price dissimilarities and having geopolitical significance. Because of these aspects, need to transfer motivation from commercial organic PCMs to auxiliary bio-based PCM (BPCM) [11]. O-PCMs are ideal for TES due to their low vapour pressure, large energy storage capacity, chemical stability, self-nucleating tendency, and commercial availability. On the other hand, organic PCMs are the fossil fuel derivative, showing price dissimilarities and having geopolitical significance. Because of these aspects, an urgent need to shift the motivation from commercial organic PCMs to (BPCMs). As a promising material for TES, BPCMs composites have concerned with energy storage because BPCMs have some unique properties such as less pollutant, high energy storage, Highly stable, small volume change, and eco-friendly [12]–[15]. But, BPCMs have some basic difficulties, such as low thermal conductivity and leakage during the phase transition stage. To reduce leakage problem and thermal conductivity of BPCMs, a porous material is integrated with BPCMs as support materials, and nanoparticles are integrated with BPCMs to reduce the low thermal conductivity problem of BPCMs [16], [17]. Graphite foam [18], [19], carbon nanotubes (CNTs) [20], [21] metal-organic frameworks (MOFs) [22], [23], mesoporous silica [18], [19], porous hierarchical porous polymer (HPP) [24], [25], coordination polymer-PCP [26], and hierarchical porous carbon-HPC [27], [28] are the types of porous materials that are typically utilized.

Recently, researchers paid more attention to sustainable bio-based materials, and some bio-based porous materials are used to occupy organic PCMs to prepare bio-based PCM composites [29]–[31]. The BPCM composites prepared by porous support carriers mostly have outstanding thermal stability. Nano additives are also used with the BPCMs to enhance the thermal conductivity of BPCMs. Liu et al. [32] synthesized a novel bio-based PCM composite containing PEG as a base PCM and biodegradable castor oil as a support material to fabricate a BPCM composite. They analyzed the thermal stability of the BPCM composites was increased. Jose et al. [33] examined thermo-physical properties of an eco-friendly PCM composite containing isopropyl palmitate as a bio PCM and graphene nanoplate (GnP) as a nano additive. The result shows supercooling of a composite was reduced, and latent heat was enhanced compared with pure PCM. Song et al. [34] experimentally analyzed the thermal stability of the bio-based PCM composite consists porous carbon as a raw material. Porous carbon has a 3-D structure and possesses a high specific area. Results show that the bio-based PCM composite attained outstanding thermal stability. Liu et al. [35] fabricated the bio-based waste fly ash/Capric acid (CA)/CNT composite. And found thermal conductivity of BPCM composites was increased than pure CA. Zhang et al. [36] analyzed a bio-based PCM composite's thermal properties, consisting of silver nanoparticles with modified eggplant-based porous carbon. The result shows thermal conductivity of a BPCM composite is enhanced suggestively and thermally stable with a high loading rate. Zhao et al. [37] was the first researcher to find porous biomass carbon (PBC) by using carbonizing radishes and potatoes by consuming polyethylene glycol (PEG). Experimentally, Zhao et al. [38] tested the thermal performance of a micro-encapsulated BPCM composite with a PEG/O-Dt core and a WF/HDPE shell. M-BPCM composites demonstrated greater heat conductivity than base PEG. Liang et al. [39] fabricated a Bio-based PCM composite using fatty acid (FA) as a base PCM and wood floor as a support material. The result shows that the FA/WF BPCM composite's thermal stability increased compared to the pure FA.

Several review articles on bio-based PCM discuss thermal properties, porous support materials and nano additive dispersion for improved thermal conductivity, stability, and thermal efficiency based on the bio-based PCMs and different nano additives separately. But they do not focus on the valid reasons and fabrication techniques of the BPCM composites in the single manuscript. Hence, a systematic review to understand the thermal behaviour of BPCMs with synthesis techniques is missing. This work aims to deliver a comprehensive, timely, and in-depth understanding of the most recent successes in research and development of BPCM composites preparation techniques and thermal properties enhancement with valid reasons. In addition, the thermal characteristics of the BPCMs receive a great deal of focus and consideration. The authors provide comprehensive information on (a) the classification and properties of BPCMs, (b) the synthesis technique of BPCMs, and (c) discussing the advancement of bio-based PCMs with an increase in thermal properties with the dispersion of nanoparticles. The article consists of five sections. Section one, Introduction, provides vital information based on bio-based PCM composites and the objective of a present review paper. Section two, TES, offers comprehensive information for the researchers. Section three on Classification of PCMs, discusses types of PCMs with significant properties. Section four, Bio-based PCMs, is detailed information on the bio-based PCMs in this section. Section five, Thermal properties of BPCM composites, thermal conductivity, melting point, latent heat increment or decrement, is discussed in this section with valid reasons. Finally, section six is the conclusion.

2.0 THERMAL ENERGY STORAGE TECHNOLOGY

Effective enhancement in energy efficiency provides a cost-effective technique to decrease pollution and greenhouse gas emissions and promote the use of eco-friendly energy for various applications. Nowadays, thermal energy conservation in solar applications and buildings is crucial. Therefore, TES reduces costs and improves energy efficiency for sustaining calm conditions. Phase change materials store thermal energy in two forms, (a) latent heat and (b) sensible heat, as shown in Figure 1. TES stored by the PCM consists of three steps. Step-1 and step-3 store thermal energy at a variable temperature known as sensible heat (TES); when heat is provided to a PCM, the main equation for sensible heat thermal energy storage and determination of SHTES capacity is shown in Eq. (1) [40]. Step-2 absorbed thermal energy at a constant temperature known as latent heat (TES) by providing heat to a PCM; a main equation for latent thermal heat energy storage is Eq. (2) [40]. LHTES is the relevant and emerging method to support the accessibility and effectiveness of conventional energy. LHTES tends to store 10-14 times more energy than SHTES. Recently, LHTES has had enthusiastic attention due to its high TES density, small temperature variation, and small variation in volume during the phase transition stage [42].

$$Q_{SH} = \int_{T_1}^{T_2} mc_p dT \quad (1)$$

$$Q_{LH} = \int_{T_s}^{T_m} mc_{p,s-m} dT + m\alpha\Delta h + \int_{T_m}^{T_1} mc_{p,m-l} dT \quad (2)$$

In Eq. (1), m represents storage mass, C_p represents a specific heat of SHS materials under constant pressure, and T_1 and T_2 represent low and high temperatures at which the SHS is maintained, respectively. It is generally accepted that C_p is temperature independent so long as it is used in SHS applications within a certain temperature range. In the second

equation, where T_m is the melting point of a PCM, $c_{p,s-m}$ and $c_{p,m-l}$ are considered as specific heats of the PCM in its solid and liquid states, respectively, and Δh is the phase change enthalpy.

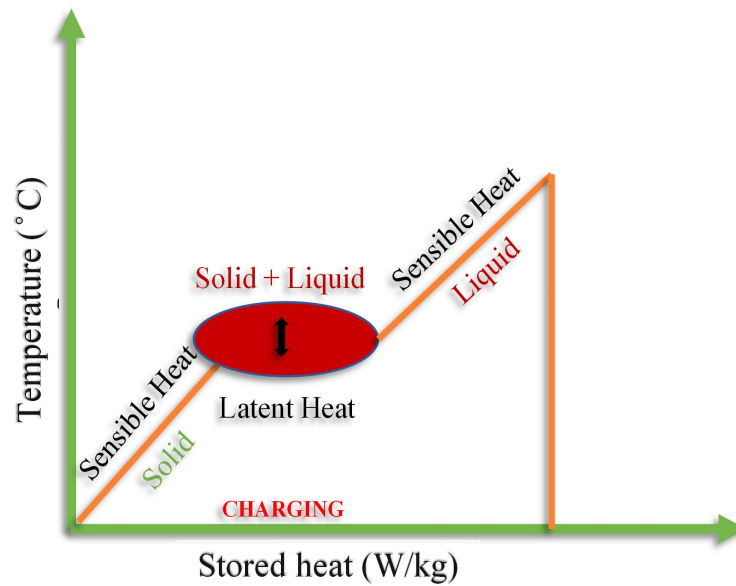


Figure 1. Thermal energy storage process, reprinted with permission from ref [43]

3.0 CLASSIFICATION OF PHASE CHANGE MATERIALS

PCM is a material that can store thermal energy and release it at a consistent temperature while maintaining a high heat of fusion [44]; after being subjected to repeated heating and cooling cycles, the chemical and physical characteristics of PCMs do not change. The temperatures of PCMs can range from -5 to 190° C [45]. Based on their chemical makeup, polycyclic aromatic hydrocarbons (PCMs) are often divided into one of three categories: (a) organic PCMs; (b) inorganic PCMs; and (c) eutectic PCMs [46], as represented in Figure 2. Ideal properties of the PCMs based on thermal performance, design and optimization are:

- i. High melting point temperature [47].
- ii. High heat transfer capacity and enough heat fusion are produced.
- iii. Thermally stable with a low supercooling rate.
- iv. Decent economic possibility [46], [48].
- v. Self-nucleating properties with no segregation.

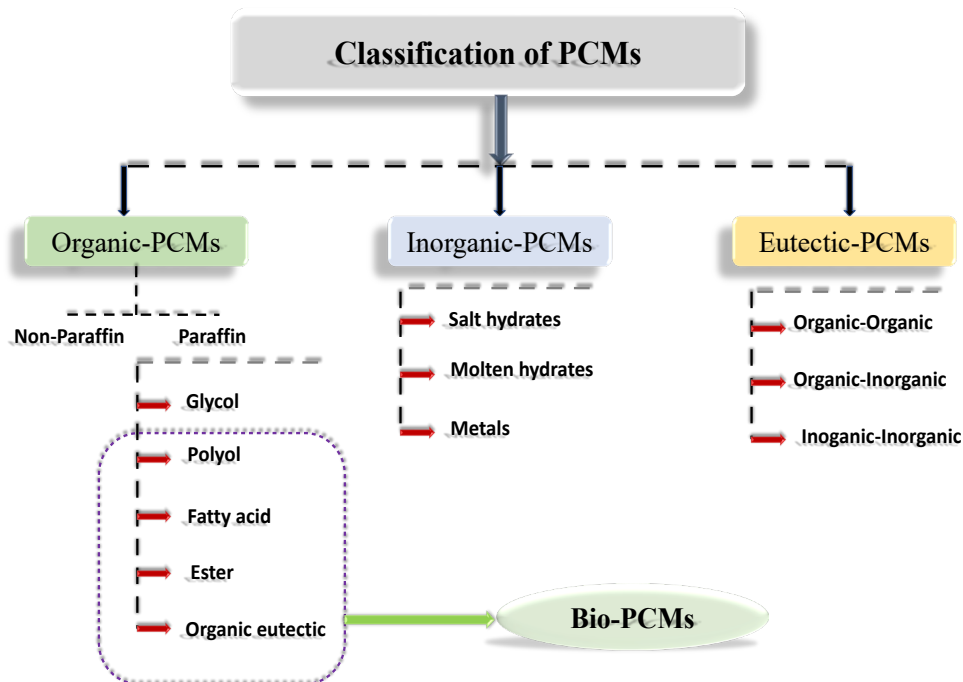


Figure 2. Classification of phase change materials

In this study, we focus on environmentally friendly BPCMs such as polyols, esters, fatty acids, and eutectic BPCMs that directly result from waste vegetable oils, waste products, wood grain, and animal fats.

4.0 BIO-BASED PHASE CHANGE MATERIALS

Bio-based phase change materials (BPCMs) are distinct from other types of phase change materials because they can store or release thermal energy during the transition from the solid to the gel or stable to the concrete phase. According to the literature, BPCMs have energy storage and release rates from -75°C to 175°C with low pollution impact on the environment and reduced carbon footprint. In addition, BPCMs are thermo-physically stable with non-corrosive nature, making them preferable eco-friendly. BPCMs are eco-friendly and biodegradable materials for TES to reduce carbon footprints. So, BPCMs are classified as natural-based PCs, polyols, commercial, eutectic, fatty acids, organic eutectic and the byproduct of natural substances that are sustainable and kind to the environment, such as palm kernel oil, coconut oil, and other tropical oils, as well as animal fat shown in Figure 3 [49], [50], [2], [51], [52].

4.1 Classifications of Bio-Based Phase Change Materials

Naturally occurring BPCMs are derived using bee wax, coconut oil, and palm oil soya oil. Poly-ethers are derived from PEG-400, 600, 1000, 2000, 6000 and 10000, and fatty acids consist of octa-decanol, lauric acid and cetyl alcohol. Pure temperature PCs and rubitherm (RT-27, RT-45 AND RT-50) are commercial PCs. A eutectic bio-based mixture includes palmitic and steric acid, malic acid, capric acid, lauric acid, palmitic acid, and polyols derived from adonitol, sorbitol and erythritol.

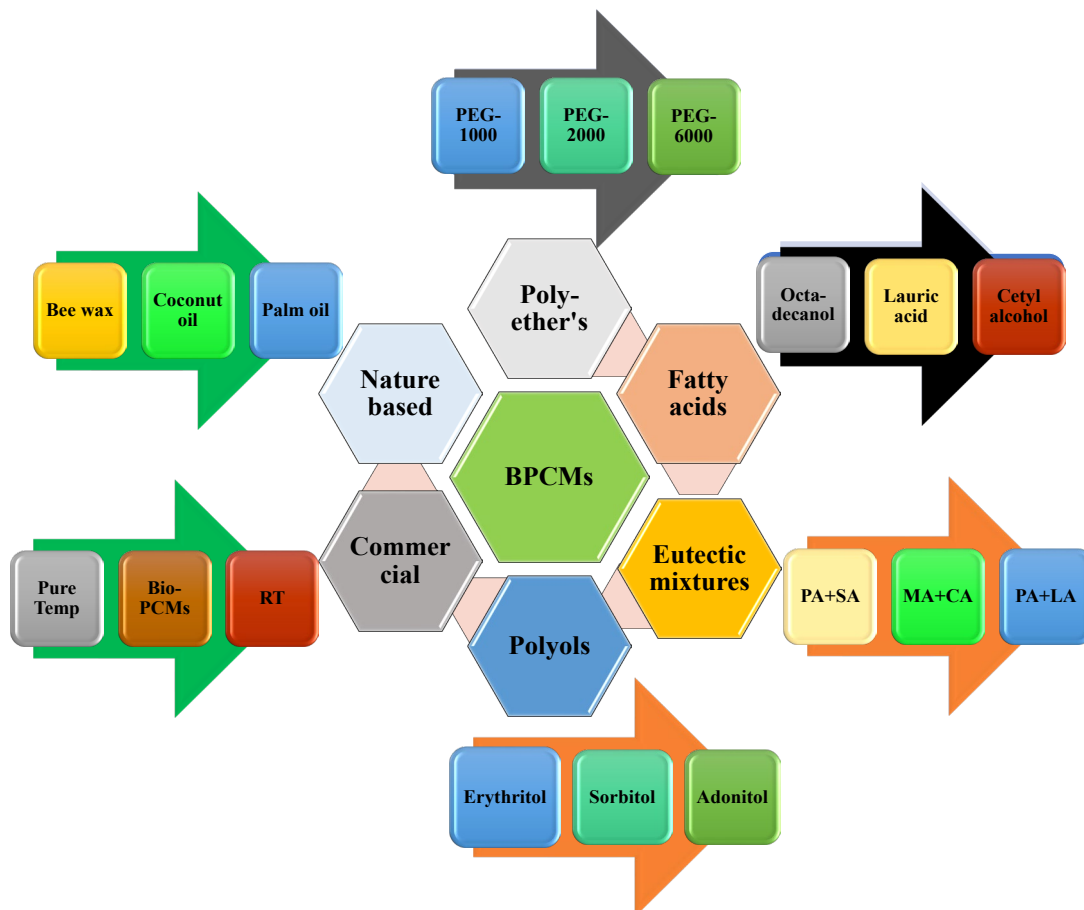


Figure 3. Classification of BPCMs

4.2 Properties of Bio-Based Phase Change Materials for TES

BPCMs are the most investigated and probably used BPCMs for TES applications with low carbon release [53], [54]. BPCMs possess a renewable, less explosive, and eco-friendly, low vapour pressure, a chemically stable inflammable, non-explosive, broad range of melting temperatures, high density and recyclable nature, which allows them for several TES applications [55], [56]. Moreover, the excess availability at a low cost of BPCMs makes them favoured-choice somewhat over conventional PCs [52], [57]. BPCMs are preferred over the other PCs due to their significant properties, as shown in Figure 4.

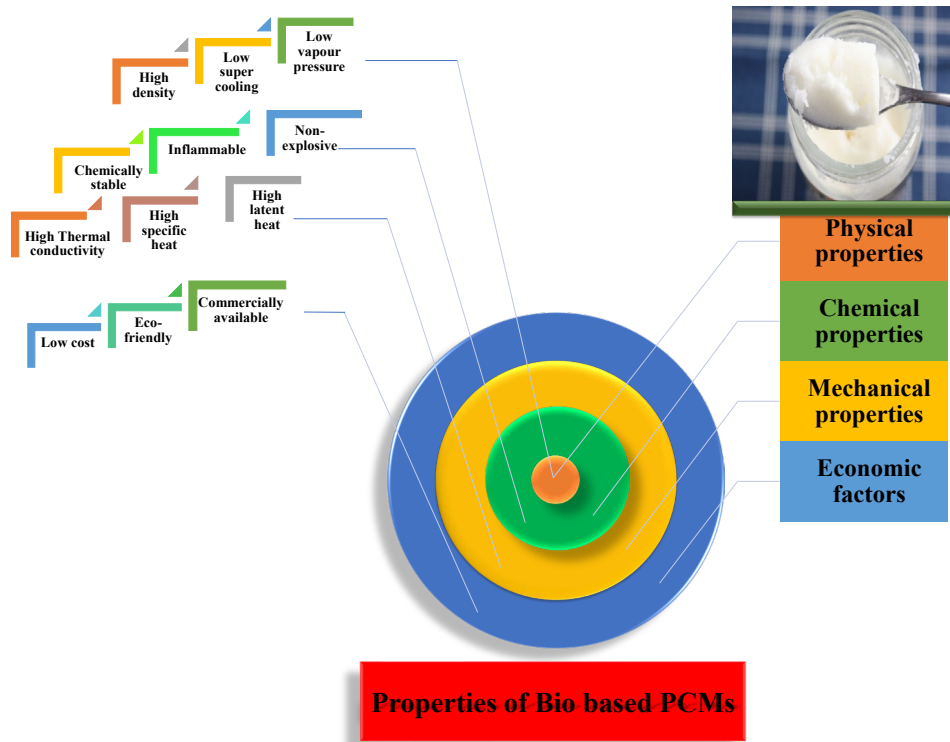


Figure 4. Properties of BPCMs

4.3 In-Corporation Techniques of Bio-Based Phase Change Materials

BPCMs fabrication methods are divided into two types (a) direct incorporation method and (b) indirect incorporation method, as shown in Figure 5. The direct incorporation methods are further classified as immersion, assimilation, recyclable waste and economic framework. It is the easiest way to use waste cooking oils, fatty acids, and bee wax to produce a biodegradable composite with low-cost production. The indirect methods are classified as micro-encapsulation, macro-encapsulation, shape stable and form stable methods. Generally, the micro-encapsulation and macro-encapsulation method is used to reduce the leakage problem of BPCMs because the encapsulation container has good flexibility, large surface area, thermal stability, and strong corrosion resistance.

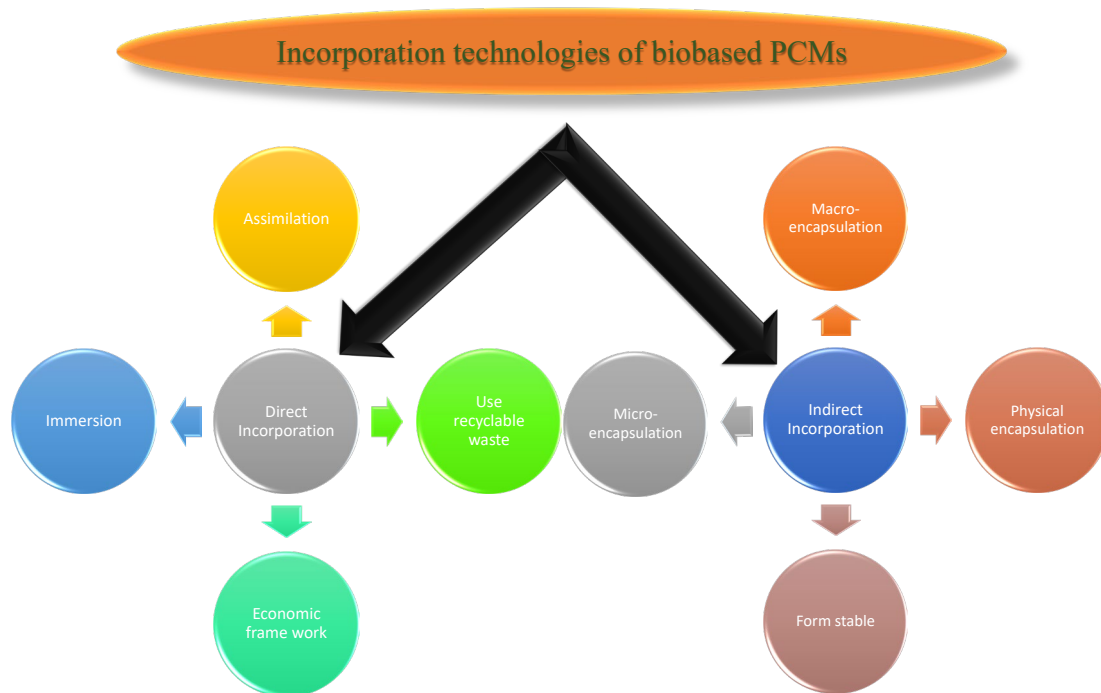
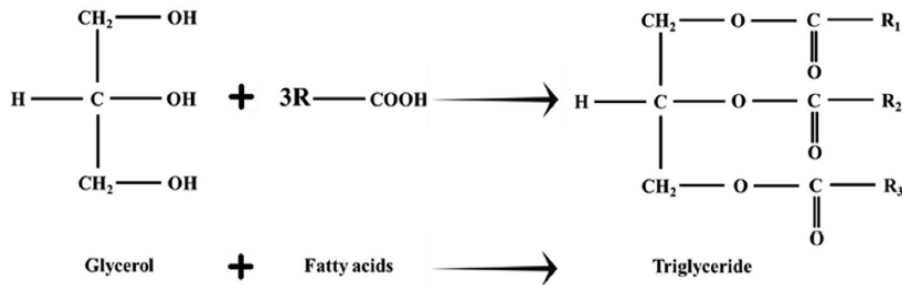


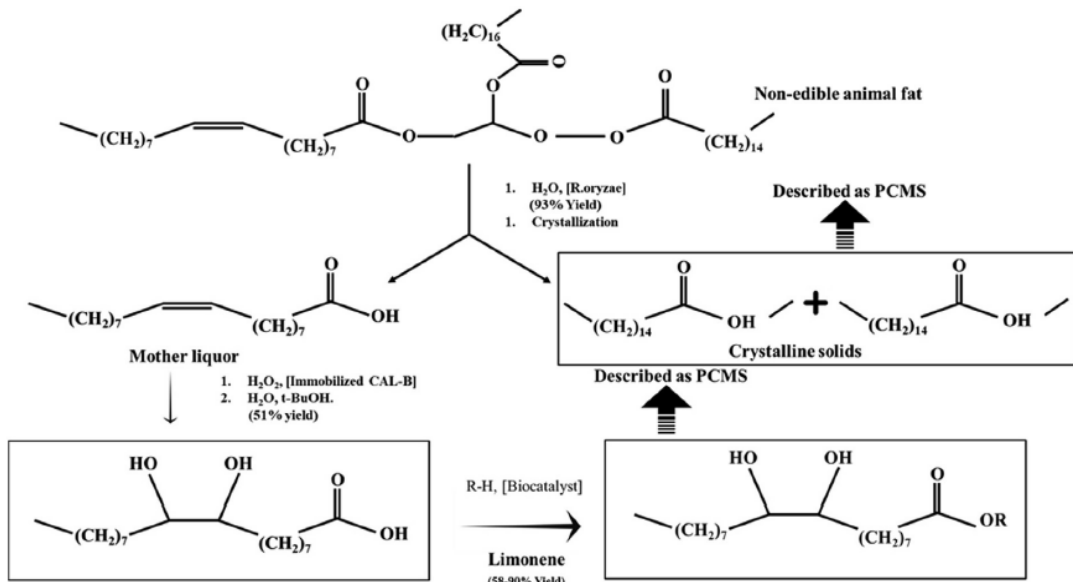
Figure 5. Fabrication methods of BPCMs

Conventional BPCM such as vegetable oil, animal fat and fatty acids have decent properties for TES. Meanwhile, most are bio-degradable and used as bio-degradable PCMs in various applications. Animal fat and vegetable oils are formed by combining three long-chain fatty acids known as tri-esters (triglycerides). Figure 6(a) shows the triester's construction using glycerol and fatty acids, whereas alcohol groups work as nucleophiles. Non-conventional BPCMs produced by animal fat waste and non-edible oils such as chicken feather, lard, and tallow are common waste products generated by agriculture and food industries [58]. Animal fats and non-edible oils tend to be from bio-based PCMs. They are used for TES applications because animal fat waste and non-edible oils contain fatty acids and significant thermal properties. But preliminary studies have been shown in this dimension. A systematic procedure for fabricating BPCM from non-conventional materials (non-edible animal fat) using the biocatalytic reaction is shown in Figure 6(b). Waste of edible oils such as dyeing process [59], burning fuel [60]–[64], biobased plasticizers [65], [66], bio-lubricants [67], polymeric materials [66], [68], detergents, soap [69], cosmetics, bio-origin solvents for pollutants [67], 2nd generation biofuel/gas [70], polyamide for and asphalt binder additive are used for rejuvenating aged-bitumen [71], [72] such as are also showed significant properties for used as BPCMs in TES applications. Figure 6(c) represents the assemblies of WEOs with width and bonding angles of fatty acids.

In general, as was discussed before, there are direct integration techniques (such as immersion and assimilation), indirect incorporation methods (such as macro-encapsulation, micro-encapsulation, physical encapsulation, and form stability), and usage of recycled waste. Encapsulation, surface modification by adding nanoparticles, and physical blending are techniques used to reduce the corrosion problem of BPCMs with the matrix material. Other methods include direct impregnation, direct immersion method vacuum impregnation, macro/microencapsulation, and ultrasonication. The microencapsulation method was the most prevalent approach employed in the BPCM fabrication process. Because the increased cost of production caused by the manufacturing techniques of BPCMs is still insufficient, we still need to locate the best possible materials suited for encapsulating BPCMs.



(a)



(b)

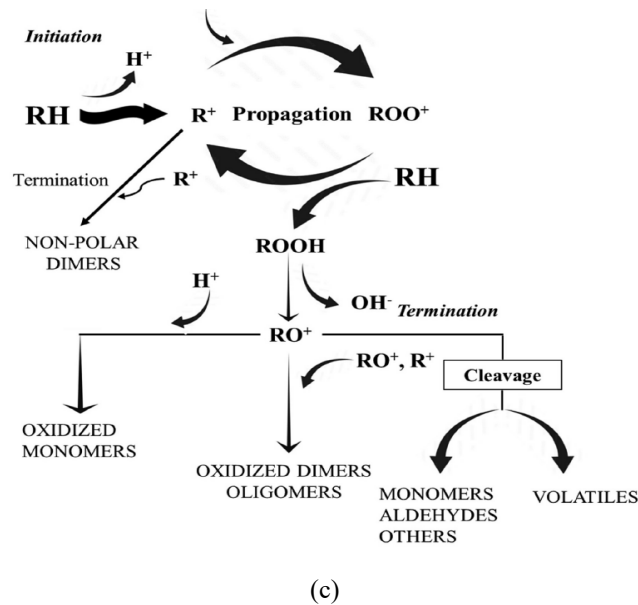



Figure 6. (a) Assembly of tri-esters, (b) Fabrication of BPCM from non-conventional materials (non-edible animal fat) using the biocatalytic reaction, and (c) Assemblies of WEOs with fatty acids [73]

5.0 THERMAL PROPERTIES OF BIO-BASED PHASE CHANGE MATERIALS

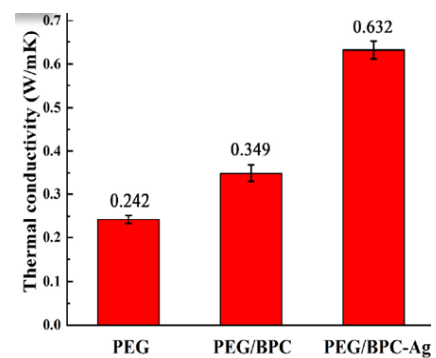
However, difficulties with leakage and poor thermal conductivity are key downsides of BPCMs. Because of these drawbacks, current researchers have been able to undertake an immense number of studies to tackle all of the issues described above [58], [74]. And researchers looked for a workable answer to the problem of the BPCMs' poor thermal conductivity to find a remedy [75]–[78] by adding highly conductive nanoparticles with BPCMs to make an eco-friendly composite [79], [80]. Furthermore, shape stable, the researchers use foam stable, micro-encapsulation and macro-encapsulation methods to reduce leakage problems of BPCMs during phase transition [81].

Boussaba et al. [82] fabricate a novel (BPCM) composite consisting of a novel hydrogenated Palm Kernel fat as a bio-based PCM and cellulose fibers as a support material to find the thermal properties of BPCM composite. The direct immersion method was used to prepare a cheap and eco-friendly composite. Results show that the BPCM composite's thermal conductivity was increased as compared with bio PCM by 430 % with the addition of graphite powder. Additionally, the latent heat of BPCM composite was calculated to be 40.27 J/g during melting and 41.13 J/g during solidified processes. Furthermore, the thermal conductivity of a BPCM composite was enhanced because graphite powder has a good interaction with the PCM and forms a stable composite; due to this, the conductive path generated and the heat transfer rate improved.

Using loofah-based porous carbon as the support material and PEG as the base PCM with Ag nanoparticles, Xiao et al. [83] conducted experimental investigations into the thermal performance of BPCM. As can be seen in Figure 7(a), the BPCM composite was made using a vacuum impregnation technique. The composite has a higher thermal conductivity than the base PEG by 0.632 W/m K, as shown in Figure 7(b). Moreover, 92.3% efficiency after 100 heat cycles were recorded, and the composite was thermally stable. Sawadogo et al. [84] found hemp shives as PCM and CA supporting material in the BPCM composite's thermal properties.



(a)



(b)

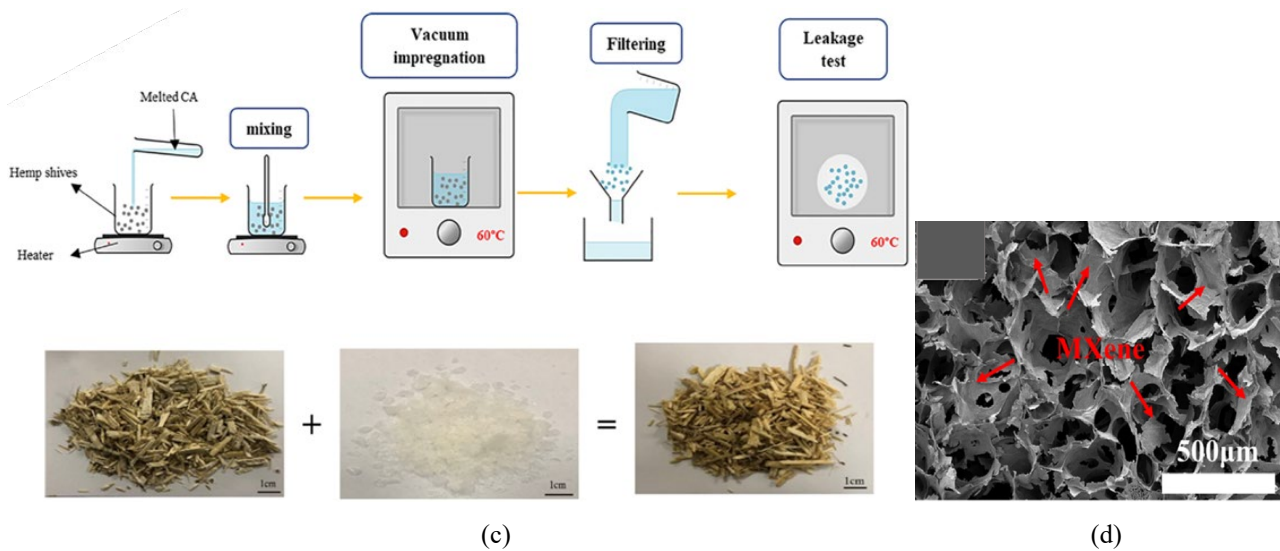


Figure 7. (a) Vacuum impregnation method to fabricate the PPC-PEG/Ag BPCM composite [83], (b) thermal conductivity of BPC-PEG/Ag composite[83], (c) vacuum impregnation method to fabricate hemp shives/CA BPCM composite [84] and (d) SEM image of Mxene/PEG-PPF bio-based composite [85]

Figure 7(c) shows a vacuum-impregnated BPCM composite. The composite melts at 78.7 J/g and freezes at 76.4 J/g. The composite melted at 28.9 °C and froze at 23 °C. Sheng et al. [85] analyzed the thermal properties of a form-stable composite PCM using new bio-based pomelo peel foam (PPF) as support material and polyethylene glycol (PEG) as a PCM with Mxene. FSCPCMs have better thermal conductivity than PCM base materials (0.25 W/m K). Figure 7(d) shows that ultrasonication and hoover drying equally distribute Mxene throughout the PPF.

Coconut oil served as the basic material in the bio-based PCM composite created by Nazari et al. [86], which also included oleic (OA) and linoleic (LA) acids as the PCM. Almost as good as pure PCM, the data showed that the thermal conductivity of the composite was 0.35 W/m K. A composite's latent heat was between 40 and 100 J/g. A composite's thermal stability was also not affected by 700 heat cycles. Parameshwaran et al. [87] synthesized micro-encapsulated bio-based phase change materials (MBBPCMs) using lauric acid (LA) and urea formaldehyde (UF). In-situ polymerization created MBBPCM composites. The composite has 54.32 J/g latent heat and 42.65 °C melting temperature. Jeong et al. [88] created a porous boron nitrite-bio PCM SSBPCM to detect thermal conductivity and reduce leakage. This study's SSBPCM was vacuum impregnated. SSBPCM thermal conductivity was 0.729 W/m K, 450% higher than pure PCM (0.152 W/m K). Boron nitrite's thermal conductivity increased the composites. Jeong et al. [52] used porous exfoliated graphite nanoplatelets as a supporting material and bio PCM (soybean oils, beef fat, and coconut oils) as a base material to evaluate BPCM thermal characteristics. BPCMs were hoover impregnated. BPCM has 375% higher heat conductivity than bio PCM. Exfoliated graphite nanoplatelets enhanced composite thermal conductivity.

Yang et al. [89] synthesized a bio-based PCM composite employing palmitic acid as a base PCM and graphene nanoplatelets (xGnP) as an enhancer to test BPCM thermal characteristics. The BPCM composite's thermal conductivity was 1.08 W/m K at 7.87 wt%, 237.5% higher than pure PCM (0.32 W/K). xGnP's high aspect ratio and specific surface area enhanced composite thermal conductivity. Saeed et al. [90] made a BPCM composite using coconut and palm oils as bases and graphene nanoplatelets (xGnP) as supporting materials to measure thermal conductivity. The thermal conductivity of coconut oil/xGnP was 1.33 W/m K; palm oil/xGnP was 1.26 W/m K, up 414 and 437% from pure coconut and palm oils, respectively. The high aspect ratio and large specific surface area of xGnP [91] enhanced composite heat conductivity. Lu et al. [92] created a bio-based PCM composite by employing polyurethane (PU) as a basis and wood powder (WP) as a supporting element. This combination served as the foundation for the composite. The results indicate that the latent heat of a BPCM composite was 134.2 J/g when it was melting and 132.4 J/g when it was solidifying. In addition to this, they discovered that the composite had a thermal efficiency of 98%. Naresh et al. [93] synthesized an ecologically friendly bio-based PCM composite from hexadecanol. They employed modified porous fly ash to test BPCM composite thermal properties. Vacuum impregnation created the BPCM composite. The BPCM composite had a higher thermal conductivity than pure PCM, which was 0.3397 W/m K. Additionally, composite latent heat was 114.42 J/g, and thermal reliability was assessed up to 1000 cycles.

Based on the authors' concerns, the carbon-based nanoparticles used with BPCMs has a significant drawback; the composite's latent heat is reduced compared to the base PCM. But according to the literature, the bio-based nanoparticles combined with BPCMs have three-dimensional structures. When coupled with bio-based nanoparticles, the bio-based phase change materials (PCMs) produce a consistent solution. Another reason the utilization of BPCMs is more effective than that of the other PCM categories is that the thermal properties of BPCMs are more uniform than those of the other categories of PCMs. BPCMs are suited for use in applications requiring thermal energy storage since their latent heat tends to grow as the concentration of the material drops as they go away from the base.

6.0 CONCLUSIONS

The call for energy in the world is increasing speedily and the significance of using fossil fuels is pollution and greenhouse gas emissions in the environment. So, urgent need to find biodegradable, eco-friendly, and sustainable materials to reduce the carbon footprint problem of domain. There has been a growth in the usage of BPCMs for TES due to the unique qualities that BPCMs possess. These properties include non-toxicity, suitability for latent heat, low explosiveness, high melting point, high thermal stability, zero-supercooling, and self-nucleating reaction. Because they come from natural sources, BPCMs are considered the most natural type of PCMs. As a result of being completely hydrogenated, BPCMs offer exceptional thermal stability for operations involving melting and freezing up to one thousand heat cycles without the slightest possibility of oxidation occurring. BPCMs exhibit zero degrees of supercooling during the freezing process and just a tiny volumetric change and a lower melting point in the low-temperature region.

In addition, BPCMs can store sufficient latent heat and release it when necessary. They are also appropriate for use in macro-encapsulation, micro-encapsulation, and physical-chemical processes. Additionally, BPCMs have disadvantages, such as low thermal conductivity and phase separation problems during phase transition. To reduce phase separation and low thermal conductivity problems, additional research is needed to find the best suitable encapsulation material and nano additives based on biodegradable, eco-friendly, low-cost, highly stable and renewable support for BPCMs. Furthermore, pay more attention to the BPCMs to reduce the use of commercial non-biodegradable PCMs and promote the use of eco-friendly PCMs. PCMs produced by nature are considered for TES purposes. Improvement in the nano-encapsulation method is required to reduce leakage problems and improve the thermal conductivity of the BPCMs.

7.0 SUMMARY

Some highlighted points to adopting bio-based PCMs for TES:

- i. Bio-based PCMs are suitable for latent heat, low supercooling, high melting temperature, thermally stable over a different temperature range, non-toxic, less flammability, and self-nucleating abilities.
- ii. According to the characteristics of BPCMs are suitable for different TES applications such as chilling and air conditioning, heat recovery systems, heat storage and release, building heating and cooling and solar heat condensation.
- iii. The accessibility of bio-based PCMs is more accessible compared to organic and inorganic PCMs. But most researchers used vegetable and animal oils as BPCMs; hence, more research is required to find the alternate BPCMs produced by plants.
- iv. Besides the advantages of BPCs, numerous limitations also associated with them are low thermal conductivity, leakage problems during phase change, volume change during phase change and odour generation, which delay their extensive applications. So, we need to do significant research work to overcome these drawbacks.

8.0 ACKNOWLEDGEMENT

The authors thank the Ministry of Higher Education Malaysia for funding the Fundamental Research Grant Scheme: FRGS/1/2021/STG05/UMP/02/5 and the Universiti Malaysia Pahang (UMP) Research Grant: RDU210351.

9.0 REFERENCES

- [1] L. F. Cabeza, A. Castell, C. Barreneche, A. de Gracia, and A. I. Fernández, "Materials used as PCM in thermal energy storage in buildings: A review," *Renewable and Sustainable Energy Reviews*, vol. 15, no. 3, pp. 1675–1695, 2011.
- [2] A. Sharma, V. V Tyagi, C. R. Chen, and D. Buddhi, "Review on thermal energy storage with phase change materials and applications," *Renewable and Sustainable Energy Reviews*, vol. 13, no. 2, pp. 318–345, 2009.
- [3] A. de Gracia and L. F. Cabeza, "Phase change materials and thermal energy storage for buildings," *Energy and Buildings*, vol. 103, pp. 414–419, 2015.
- [4] K. Balasubramanian, D. A. Pandey, R. Saidur, S. Mahendran, and V. Tyagi, "Nano additive enhanced salt hydrate phase change materials for thermal energy storage," *International Materials Reviews*, pp. 1–44, Mar. 2022.
- [5] A. K. Pandey, M. S. Hossain, V. V Tyagi, N. Abd Rahim, J. A. /L. Selvaraj, and A. Sari, "Novel approaches and recent developments on potential applications of phase change materials in solar energy," *Renewable and Sustainable Energy Reviews*, vol. 82, pp. 281–323, 2018.
- [6] R. K. R, M. Samykano, A. K. Pandey, K. Kadirgama, and V. V Tyagi, "A comparative study on thermophysical properties of functionalized and non-functionalized Multi-Walled Carbon Nano Tubes (MWCNTs) enhanced salt hydrate phase change material," *Solar Energy Materials and Solar Cells*, vol. 240, p. 111697, 2022.
- [7] B. Zalba, J. M. Marín, L. F. Cabeza, and H. Mehling, "Review on thermal energy storage with phase change: materials, heat transfer analysis and applications," *Applied Thermal Engineering*, vol. 23, no. 3, pp. 251–283, 2003.
- [8] R. K. Sharma, P. Ganesan, and V. V Tyagi, "Long-term thermal and chemical reliability study of different organic phase change materials for thermal energy storage applications," *Journal of Thermal Analysis and Calorimetry*, vol. 124, no. 3, pp. 1357–1366, 2016.
- [9] C. Chen, H. Zhang, X. Gao, T. Xu, Y. Fang, and Z. Zhang, "Numerical and experimental investigation on latent thermal energy storage system with spiral coil tube and paraffin/expanded graphite composite PCM," *Energy Conversion and Management*, vol. 126, pp. 889–897, 2016.
- [10] J.-N. Shi, M.-D. Ger, Y.-M. Liu, Y.-C. Fan, N.-T. Wen, et al. "Improving the thermal conductivity and shape-stabilization of phase change materials using nanographite additives," *carbon*, vol. 51, pp. 365–372, 2013.

- [11] A. Abhat, "Low temperature latent heat thermal energy storage: Heat storage materials," *Solar Energy*, vol. 30, no. 4, pp. 313–332, 1983.
- [12] Z. Jiang, A. Palacios, B. Zou, Y. Zhao, W. Deng, et al., "A review on the fabrication methods for structurally stabilized composite phase change materials and their impacts on the properties of materials," *Renewable and Sustainable Energy Reviews*, vol. 159, p. 112134, 2022.
- [13] S. Xiao, X. Hu, X. Jiang, and Q. Li, "Enhanced thermal performance of phase change materials supported by hierarchical porous carbon modified with polydopamine/nano-Ag for thermal energy storage," *Journal of Energy Storage*, vol. 49, p. 104129, 2022.
- [14] D. G. Atinafu, B. Y. Yun, S. Yang, H. Yuk, S. Wi, and S. Kim, "Structurally advanced hybrid support composite phase change materials: Architectural synergy," *Energy Storage Materials*, vol. 42, pp. 164–184, 2021.
- [15] R. Wu, W. Gao, Y. Zhou, Z. Wang, and Q. Lin, "A novel three-dimensional network-based stearic acid/graphitized carbon foam composite as high-performance shape-stabilized phase change material for thermal energy storage," *Composites Part B: Engineering*, vol. 225, p. 109318, 2021.
- [16] H. Yang, Y. Bai, C. Ge, L. He, W. Liang, and X. Zhang, "Polyethylene glycol-based phase change materials with high photothermal conversion efficiency and shape stability in an aqueous environment for solar water heater," *Composites Part A: Applied Science and Manufacturing*, vol. 154, p. 106778, 2022.
- [17] J. Li, T. Qian, W. Guan, Y. Deng, and L. Ning, "Enhanced thermal conductivity of PEG/diatomite shape-stabilized phase change materials with Ag nanoparticles for thermal energy storage," *Journal of Materials Chemistry A*, vol. 3, Mar. 2015.
- [18] H. Lan, S. Dutta, N. Vahedi, S. Neti, C.E. Romero, et al., "Graphite foam infiltration with mixed chloride salts as PCM for high-temperature latent heat storage applications," *Solar Energy*, vol. 209, pp. 505–514, 2020.
- [19] P. Giménez, A. Jové, C. Prieto, and S. Ferreres, "Effect of an increased thermal contact resistance in a salt PCM-graphite foam composite TES system," *Renewable Energy*, vol. 106, pp. 321–334, 2017.
- [20] D. Lincu, S. Ioniță, O. C. Mocioiu, D. Berger, C. Matei, and R. A. Mitran, "Aluminum doping of mesoporous silica as a promising strategy for increasing the energy storage of shape stabilized phase change materials containing molten NaNO₃:KNO₃ eutectic mixture," *Journal of Energy Storage*, vol. 49, p. 104188, 2022.
- [21] C. Xu, S. Xu, and R. D. Eticha, "Experimental investigation of thermal performance for pulsating flow in a microchannel heat sink filled with PCM (paraffin/CNT composite)," *Energy Conversion and Management*, vol. 236, p. 114071, 2021.
- [22] X. Chen, X. Kong, S. Wang, Y. Zhang, W. Zhong, et al., "Facile preparation of metal/metal-organic frameworks decorated phase change composite materials for thermal energy storage," *Journal of Energy Storage*, vol. 40, p. 102711, 2021.
- [23] D. G. Atinafu, B. Y. Yun, S. Yang, Y. Kang, and S. Kim, "Updated results on the integration of metal-organic framework with functional materials toward n-alkane for latent heat retention and reliability," *Journal of Hazardous Materials*, vol. 423, p. 127147, 2022.
- [24] J. Tang, M. Yang, F. Yu, X. Chen, L. Tan, and G. Wang, "1-Octadecanol@ hierarchical porous polymer composite as a novel shape-stability phase change material for latent heat thermal energy storage," *Applied Energy*, vol. 187, pp. 514–522, 2017.
- [25] D. G. Atinafu, Y. S. Ok, H. W. Kua, and S. Kim, "Thermal properties of composite organic phase change materials (PCMs): A critical review on their engineering chemistry," *Applied Thermal Engineering*, vol. 181, p. 115960, 2020.
- [26] B. Maleki, A. Khadang, H. Maddah, M. Alizadeh, A. Kazemian, and H. M. Ali, "Development and thermal performance of nanoencapsulated PCM/plaster wallboard for thermal energy storage in buildings," *Journal of Building Engineering*, vol. 32, p. 101727, 2020.
- [27] N. Jamil, J. Kaur, A. Pandey, S. Shahabuddin, S. Hassani, et al., "A review on nano enhanced phase change materials: An enhancement in thermal properties and specific heat capacity," *Journal of Advanced Research in Fluid Mechanics and Thermal Sciences*, vol. 57, pp. 110–120, 2019.
- [28] Y. Li, X. Huang, J. Lv, F. Wang, S. Jiang, and G. Wang, "Enzymolysis-treated wood-derived hierarchical porous carbon for fluorescence-functionalized phase change materials," *Composites Part B: Engineering*, vol. 234, p. 109735, 2022.
- [29] K. Balasubramanian, D. Rameshbabu, D. A. Pandey, S. Chinnasamy, and S. Mohankumar, "Technological Advancement of Solar Thermal System Desalination Process – A Review," *IOP Conference Series: Materials Science and Engineering*, vol. 1059, p. 12061, Feb. 2021.
- [30] V. Gokul, S. Dhinesh, K. Kalaiyarasu, K. Balasubramanian, and M. Ravikumar, "A comprehensive review on solar cooker tracking techniques for performance enhancement," *IOP Conference Series: Materials Science and Engineering*, vol. 1059, p. 12065, Feb. 2021.
- [31] N. Boopalan, K. Balasubramanian, D. Kumar, E. Ragupathi, M. Gurumoorthy, and S. Praveenraj, "Experimental study and analysis of single slope solar still integrated with Phase Change Material," *IOP Conference Series: Materials Science and Engineering*, vol. 1059, p. 12010, Feb. 2021.
- [32] Z. Liu, X. Fu, L. Jiang, B. Wu, J. Wang, and J. Lei, "Solvent-free synthesis and properties of novel solid–solid phase change materials with biodegradable castor oil for thermal energy storage," *Solar Energy Materials and Solar Cells*, vol. 147, pp. 177–184, 2016.
- [33] J. I. Prado, U. Calviño, and L. Lugo, "Phase change characterization of eco-friendly isopropyl palmitate-based graphene nanoplatelet nanofluid for thermal energy applications," *Journal of Molecular Liquids*, vol. 360, p. 119456, 2022.
- [34] J. Song, Y. Cai, M. Du, X. Hou, F. Huang, and Q. Wei, "3D lamellar structure of biomass-based porous carbon derived from towel gourd toward phase change composites with thermal management and protection," *ACS Applied Bio Materials*, vol. 3, no. 12, pp. 8923–8932, Dec. 2020.
- [35] P. Liu, X. Gu, Z. Zhang, J. Rao, J. Shi, et al., "Capric acid hybridizing fly ash and carbon nanotubes as a novel shape-stabilized phase change material for thermal energy storage," *ACS Omega*, vol. 4, no. 12, pp. 14962–14969, Sep. 2019.
- [36] Q. Xu, X. Liu, Q. Luo, Y. Tian, C. Dang, et al., "Loofah-derived eco-friendly SiC ceramics for high-performance sunlight capture, thermal transport, and energy storage," *Energy Storage Materials*, vol. 45, pp. 786–795, 2022.
- [37] Y. Zhao, X. Min, Z. Huang, Y. Liu, X. Wu, and M. Fang, "Honeycomb-like structured biological porous carbon encapsulating PEG: A shape-stable phase change material with enhanced thermal conductivity for thermal energy storage," *Energy and Buildings*, vol. 158, pp. 1049–1062, 2018.
- [38] J. Zhao, Y. Li, X. Fang, J. Sun, W. Zhang, et al., "High interface compatibility and phase change enthalpy of heat storage wood plastic composites as bio-based building materials for energy saving," *Journal of Energy Storage*, vol. 51, p. 104293, Jul. 2022.

- [39] J. Liang, L. Zhimeng, Y. Ye, W. Yanjun, L. Jingxin, and Z. Changlin, "Fabrication and characterization of fatty acid/wood-flour composites as novel form-stable phase change materials for thermal energy storage," *Energy and Buildings*, vol. 171, pp. 88–99, 2018.
- [40] H. Zhang, J. Baeyens, G. Cáceres, J. Degreève, and Y. Lv, "Thermal energy storage: Recent developments and practical aspects," *Progress in Energy and Combustion Science*, vol. 53, pp. 1–40, 2016.
- [41] H. Kitagawa, T. Asawa, T. Kubota, A. R. Trihamdani, and H. Mori, "Thermal storage effect of radiant floor cooling system using phase change materials in the hot and humid climate of Indonesia," *Building and Environment*, vol. 207, p. 108442, 2022.
- [42] V.V. Tyagi, K. Chopra, R.K Sharma, A.K. Pandey, S.K Tyagi, et al., "A comprehensive review on phase change materials for heat storage applications: Development, characterization, thermal and chemical stability," *Solar Energy Materials and Solar Cells*, vol. 234, p. 111392, 2022.
- [43] D. Li, B. Zhuang, Y. Chen, B. Li, B. Landry, et al., "Incorporation technology of bio-based phase change materials for building envelope: A review," *Energy and Buildings*, vol. 260, p. 111920, 2022.
- [44] A. M. Papadopoulos, "State of the art in thermal insulation materials and aims for future developments," *Energy and Buildings*, vol. 37, no. 1, pp. 77–86, 2005.
- [45] M. Kenisarin and K. Mahkamov, "Solar energy storage using phase change materials," *Renewable and Sustainable Energy Reviews*, vol. 11, no. 9, pp. 1913–1965, 2007.
- [46] M. F. Junaid, Z.U. Rehman, M. Cekon, J. Curpek, R. Farooq, et al., "Inorganic phase change materials in thermal energy storage: A review on perspectives and technological advances in building applications," *Energy and Buildings*, vol. 252, p. 111443, 2021.
- [47] M. M. Umair, Y. Zhang, K. Iqbal, S. Zhang, and B. Tang, "Novel strategies and supporting materials applied to shape-stabilize organic phase change materials for thermal energy storage—A review," *Applied Energy*, vol. 235, pp. 846–873, 2019.
- [48] G. Alva, Y. Lin, and G. Fang, "An overview of thermal energy storage systems," *energy*, vol. 144, pp. 341–378, 2018.
- [49] J. Yan, D. Hu, Z. Wang, and W. Ma, "Construction strategies and thermal energy storage applications of shape-stabilized phase change materials," *Journal of Applied Polymer Science*, vol. 139, Aug. 2021.
- [50] O. Okogeri and V. N. Stathopoulos, "What about greener phase change materials? A review on biobased phase change materials for thermal energy storage applications," *International Journal of Thermofluids*, vol. 10, p. 100081, 2021.
- [51] M. Duquesne, C. Mailhé, K. Ruiz-Onofre, and F. Achchaq, "Biosourced organic materials for latent heat storage: An economic and eco-friendly alternative," *energy*, vol. 188, p. 116067, 2019.
- [52] S.-G. Jeong, O. Chung, S. Yu, S. Kim, and S. Kim, "Improvement of the thermal properties of Bio-based PCM using exfoliated graphite nanoplatelets," *Solar Energy Materials and Solar Cells*, vol. 117, pp. 87–92, 2013.
- [53] Y. Kang, S.-G. Jeong, S. Wi, and S. Kim, "Energy efficient Bio-based PCM with silica fume composites to apply in concrete for energy saving in buildings," *Solar Energy Materials and Solar Cells*, vol. 143, pp. 430–434, 2015.
- [54] X. Wang, W. Li, Z. Luo, K. Wang, and S. P. Shah, "A critical review on phase change materials (PCM) for sustainable and energy efficient building: Design, characteristic, performance and application," *Energy and Buildings*, vol. 260, p. 111923, 2022.
- [55] C. Fabiani, A. L. Pisello, M. Barbanera, and L. F. Cabeza, "Palm oil-based bio-PCM for energy efficient building applications: Multipurpose thermal investigation and life cycle assessment," *Journal of Energy Storage*, vol. 28, p. 101129, 2020.
- [56] M. M. Kenisarin, "Thermophysical properties of some organic phase change materials for latent heat storage. A review," *Solar Energy*, vol. 107, pp. 553–575, 2014.
- [57] F. Pacheco-Torgal, V. Ivanov, and D. C. W. Tsang, *Bio-based materials and biotechnologies for eco-efficient construction*. Sawston, UK: Woodhead Publishing, 2020.
- [58] S. Ghani, S. Jamari, and S. Abidin, "Waste materials as the potential phase change material substitute in thermal energy storage system: a review," *Chemical Engineering Communications*, vol. 208, pp. 1–21, Jan. 2020.
- [59] F. Frota de Albuquerque Landi, C. Fabiani, B. Castellani, F. Cotana, and A. L. Pisello, "Environmental assessment of four waste cooking oil valorization pathways," *Waste Management*, vol. 138, pp. 219–233, 2022.
- [60] B. Esteban, G. Baquero, R. Puig, J.-R. Riba, and A. Rius, "Is it environmentally advantageous to use vegetable oil directly as biofuel instead of converting it to biodiesel?" *Biomass and Bioenergy*, vol. 35, no. 3, pp. 1317–1328, 2011.
- [61] M. E. Ortner, W. Müller, I. Schneider, and A. Bockreis, "Environmental assessment of three different utilization paths of waste cooking oil from households," *Resources, Conservation and Recycling*, vol. 106, pp. 59–67, 2016.
- [62] E. F. Aransiola, T. V. Ojumu, O. O. Oyekola, T. F. Madzimbamuto, and D. I. O. Ikhu-Omoregbe, "A review of current technology for biodiesel production: State of the art," *Biomass and Bioenergy*, vol. 61, pp. 276–297, 2014.
- [63] R. Winfried, M.-P. Roland, D. Alexander, and L.-K. Jürgen, "Usability of food industry waste oils as fuel for diesel engines," *Journal of Environmental Management*, vol. 86, no. 3, pp. 427–434, 2008.
- [64] N. Zhao, B. Li, D. Chen, R. Ahmad, Y. Zhu, et al., "Direct combustion of waste oil in domestic stove by an internal heat recirculation atomization technology: Emission and performance analysis," *Waste Management*, vol. 104, pp. 20–32, 2020.
- [65] A. H. Suzuki, B. G. Botelho, L. S. Oliveira, and A. S. Franca, "Sustainable synthesis of epoxidized waste cooking oil and its application as a plasticizer for polyvinyl chloride films," *European Polymer Journal*, vol. 99, pp. 142–149, 2018.
- [66] T. Zheng, Z. Wu, Q. Xie, J. Fang, Y. Hu, et al., "Structural modification of waste cooking oil methyl esters as cleaner plasticizer to substitute toxic dioctyl phthalate," *Journal of Cleaner Production*, vol. 186, pp. 1021–1030, 2018.
- [67] A. Mannu, M. Ferro, G.C. Dugoni, W. Penzeri, G.L. Petretto, et al., "Improving the recycling technology of waste cooking oils: Chemical fingerprint as tool for non-biodiesel application," *Waste Management*, vol. 96, pp. 1–8, 2019.
- [68] Y. Xia and R. C. Larock, "Vegetable oil-based polymeric materials: Synthesis, properties and applications," *Green Chem.*, vol. 12, no. 11, pp. 1893–1909, 2010.
- [69] D. C. Panadare and V. K. Rathod, "Applications of waste cooking oil other than biodiesel: A review," *Iran. J. Chem. Eng.*, vol. 12, no. 3, pp. 55–76, 2015.
- [70] A. Mannu, M. Ferro, M. E. Di Pietro, and A. Mele, "Innovative applications of waste cooking oil as raw material," *Science Progress*, vol. 102, no. 2, pp. 153–160, Jun. 2019.
- [71] D. Sun, T. Lu, F. Xiao, X. Zhu, and G. Sun, "Formulation and aging resistance of modified bio-asphalt containing high percentage of waste cooking oil residues," *Journal of Cleaner Production*, vol. 161, pp. 1203–1214, 2017.

- [72] H. Asli, E. Ahmadiania, M. Zargar, and M. R. Karim, "Investigation on physical properties of waste cooking oil – Rejuvenated bitumen binder," *Construction and Building Materials*, vol. 37, pp. 398–405, 2012.
- [73] M. F. Junaid, Z. ur Rehman, N. Ijaz, M. Čekon, J. Čurpek, and A. Babeker Elhag, "Biobased phase change materials from a perspective of recycling, resources conservation and green buildings," *Energy and Buildings*, vol. 270, p. 112280, 2022.
- [74] A. Khyad, H. Samrani, M. N. Bargach, and R. Tadili, "Energy storage with PCMs: Experimental analysis of paraffin's phase change phenomenon & improvement of its properties," *Journal of Materials and Environmental Science*, vol. 7, no. 7, pp. 2551–2560, 2016.
- [75] J. Wang, H. Xie, and Z. Xin, "Thermal properties of paraffin-based composites containing multi-walled carbon nanotubes," *Thermochimica Acta*, vol. 488, no. 1, pp. 39–42, 2009.
- [76] Y. Tian and C. Y. Zhao, "A numerical investigation of heat transfer in phase change materials (PCMs) embedded in porous metals," *energy*, vol. 36, no. 9, pp. 5539–5546, 2011.
- [77] S. Ramakrishnan, X. Wang, J. Sanjayan, and J. Wilson, "Heat transfer performance enhancement of paraffin/expanded perlite phase change composites with graphene nanoplatelets," *Energy Procedia*, vol. 105, pp. 4866–4871, 2017.
- [78] Y. Cui, C. Liu, S. Hu, and X. Yu, "The experimental exploration of carbon nanofiber and carbon nanotube additives on thermal behavior of phase change materials," *Solar Energy Materials and Solar Cells*, vol. 95, no. 4, pp. 1208–1212, 2011.
- [79] A. Sari and A. Karaipekli, "Thermal conductivity and latent heat thermal energy storage characteristics of paraffin/expanded graphite composite as phase change material," *Applied Thermal Engineering*, vol. 27, no. 8, pp. 1271–1277, 2007.
- [80] Y. Zhong, Q. Guo, S. Li, J. Shi, and L. Liu, "Heat transfer enhancement of paraffin wax using graphite foam for thermal energy storage," *Solar Energy Materials and Solar Cells*, vol. 94, no. 6, pp. 1011–1014, 2010.
- [81] N. Zhang, X. Cao, Y. Du, Z. Zhang, and Y. Gui, "Latent heat thermal energy storage systems with solid-liquid phase change materials: A review," *Advanced Engineering Materials*, vol. 20, p. 1700753, Jan. 2018.
- [82] L. Boussaba, S. Makhoulouf, A. Foufa, G. Lefebvre, and L. Royon, "Vegetable fat: A low-cost bio-based phase change material for thermal energy storage in buildings," *Journal of Building Engineering*, vol. 21, pp. 222–229, 2019.
- [83] S. Xiao *et al.*, "Nano-Ag modified bio-based loofah foam/polyethylene glycol composite phase change materials with higher photo-thermal conversion efficiency and thermal conductivity," *Journal of Energy Storage*, vol. 54, p. 105238, 2022.
- [84] M. Sawadogo, F. Benmahiddine, A. E. A. Hamami, R. Belarbi, A. Godin, and M. Duquesne, "Investigation of a novel bio-based phase change material hemp concrete for passive energy storage in buildings," *Applied Thermal Engineering*, vol. 212, p. 118620, 2022.
- [85] X. Sheng, D. Dong, X. Lu, L. Zhang, and Y. Chen, "MXene-wrapped bio-based pomelo peel foam/polyethylene glycol composite phase change material with enhanced light-to-thermal conversion efficiency, thermal energy storage capability and thermal conductivity," *Composites Part A: Applied Science and Manufacturing*, vol. 138, p. 106067, 2020.
- [86] M. Nazari, M. Jebrane, and N. Terziev, "Multicomponent bio-based fatty acids system as phase change material for low temperature energy storage," *Journal of Energy Storage*, vol. 39, p. 102645, 2021.
- [87] R. Parameshwaran, R. Naresh, V. V. Ram, and P. V. Srinivas, "Microencapsulated bio-based phase change material-micro concrete composite for thermal energy storage," *Journal of Building Engineering*, vol. 39, p. 102247, 2021.
- [88] S.-G. Jeong, J.-H. Lee, J. Seo, and S. Kim, "Thermal performance evaluation of Bio-based shape stabilized PCM with boron nitride for energy saving," *International Journal of Heat and Mass Transfer*, vol. 71, pp. 245–250, 2014.
- [89] Y. K. Yang, I. S. Kang, M. H. Chung, S. Kim, and J. C. Park, "Effect of PCM cool roof system on the reduction in urban heat island phenomenon," *Building and Environment*, vol. 122, pp. 411–421, 2017.
- [90] R. M. Saeed, J. P. Schlegel, C. Castano, and R. Sawafta, "Preparation and enhanced thermal performance of novel (solid to gel) form-stable eutectic PCM modified by nano-graphene platelets," *Journal of Energy Storage*, vol. 15, pp. 91–102, 2018.
- [91] A. Yadav, A. Kumar, K. Sharma, and D. A. Pandey, "Influence of various functional groups in graphene on the mechanical and interfacial properties of epoxy nanocomposites: A review on molecular modeling and MD simulations," *International Journal of Computational Materials Science and Engineering*, vol. 11, no. 3, p. 2250005, May 2022.
- [92] X. Lu, J. Huang, W.-Y. Wong, and J. Qu, "A novel bio-based polyurethane/wood powder composite as shape-stable phase change material with high relative enthalpy efficiency for solar thermal energy storage," *Solar Energy Materials and Solar Cells*, vol. 200, p. 109987, 2019.
- [93] R. Naresh, R. Parameshwaran, V. Vinayaka Ram, and P. V. Srinivas, "Bio-based hexadecanol impregnated fly-ash aggregate as novel shape stabilized phase change material for solar thermal energy storage," *Materials Today: Proceedings*, vol. 56, pp. 1317–1326, 2022.